SWEETWATER SPRINGS WATER DISTRICT

TO: Board of Directors **AGENDA NO. VI**

FROM: Ed Fortner, General Manager

Meeting Date: July 2, 2020

Subject: GENERAL MANAGER'S REPORT

RECOMMENDED ACTION: Receive report from the General Manager.

FISCAL IMPACT: None

DISCUSSION:

1. **Laboratory Testing:** Water quality tests confirm that all SSWD water meets all known State and Federal water quality standards. Final 2019 Consumer Confidence Reports and Certifications were submitted to the SWRCB.

2. **Water Production and Sales:** Water sales in May were 21,453 units (49.2 AF Guerneville cycle), and production (calculated as running twelve-month average) was 59.8 AF. Compared to one year ago, sales were lower, and production was lower (47.3 AF and 52.3 AF, respectively). Figure 1 shows sales, production and % difference for the combined systems; the water loss trend was up this month (21.0%). Looking at the data over the last ten years, water production has dropped approximately 29%, and sales have dropped 18%. The water loss percentage was around 30% and now is in the 15-20% range. Much of the production and water loss drop can be attributed to the capital projects funded by Redevelopment. The sales drop is probably due to conservation; it's unlikely historic use levels will return soon.

3. **Leaks:** In June, we had twelve total leak repairs with 142 hours on them. Seven leaks were in Guerneville, four were in Monte Rio, and one leak was in Rio Nido. All leaks were in older lines. That is more leaks and more person-hours compared to the prior month and the same number of leaks and more person-hours compared to April one year ago (5 and 23). Figure 2 shows service and main leaks separately with a total leak line as well. For Calendar Year 2019, total leaks were 78, down from 105 from 2018. Looking at the leaks chart over the last ten years, we've come down from around 300 leaks per year to

under 80 - quite a difference and very noticeable in what the field crews are able to do - address ongoing issues with in-house projects instead of chasing leaks every day.

4. **Guerneville Rainfall:** June rainfall was 0.07", which is lower than the long-term average month and keeps the yearly total (18.67") below the long-term annual average. Our driest year on record was 1977 and we had 15.08" total by the end of June.

5. **In-House Construction Projects:** There were no in-house construction projects in April and there was one toilet rebate.

6. **Labor Negotiations:** Gregory Ramirez with IDEC, Laura Strand with Local 39, Staff Union stewarts and I met on June 22nd and completed a final tentative agreement for the Board's consideration tonight.

7. **Lower Russian River Community Action Group Governance Meeting:** There was a remote meeting of the LRRCAG on June 25th. The Water Board has commissioned a study with the University of California Sacramento to explore options of governance of the Monte Rio/ Villa Grande sewerage solutions. Action is being taken around the grant funding for the feasibility study for Monte Rio/ Villa Grande sewerage solution(s) including area boundaries and disadvantaged status.

8. **Lower Harrison Tank Update:** Sweetwater staff, Coastland Engineering and Piazza Construction met onsite for a final walkthrough of the retaining wall project and to assess the needs for the tank. It has been determined that there is a need for a roof replacement and paint job on the tank in the next few years. Coastland is developing a cost estimate for the next five year Capital Improvement Program.

9. **Grant(s) Update:** The Community Development Block Grant (CDBG) application for the FY 2021 CIP (Old River Rd and Woodland Ave. line replacement) is approved. The CDC and CDC staff recommended full funding request for Design and Planning of $115,920.00. Final comments period ended on May 31st. Final approval for Design and Planning of $115,920.00 occurred at a May Sonoma County Board of Supervisor's meeting. The District has been approved to begin the work on the project. HUD will approve the grant in August and the District should expect to receive the Grant Agreement in a matter of weeks. I have been working with CalOES to coordinate consultant work scope to create a Local Hazard Mitigation Plan for Sweetwater to allow application for FEMA Hazard Mitigation Grant funding of future projects. Harris Engineering has a proposal for the Board's consideration for these services tonight.

10. **Gantt Chart:** The Gantt Chart is updated for July, FY 2020.

Figure 1. Water Production and Sales 12 Month Moving Averages
Sweetwater Springs Water District Since September 2008

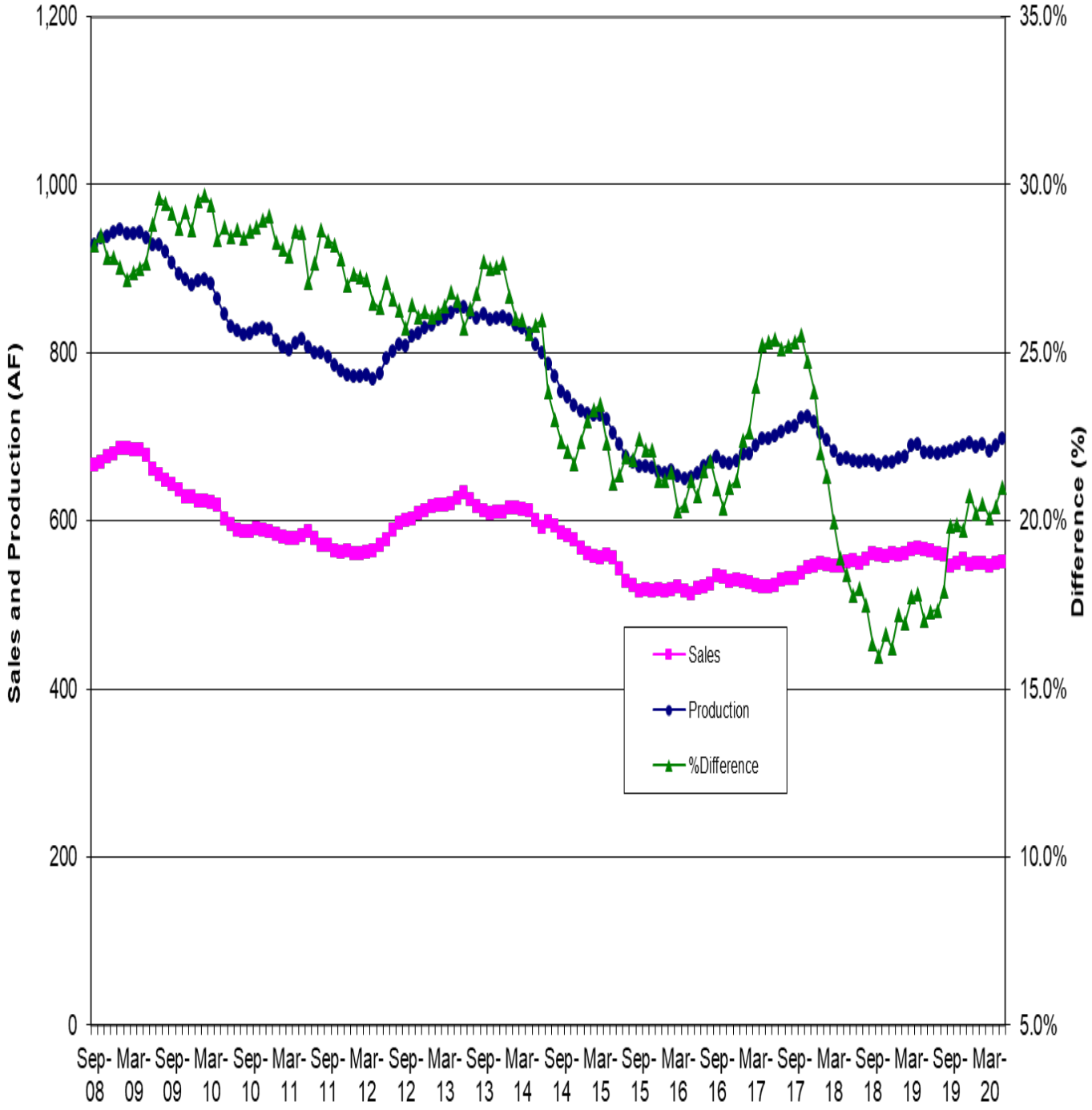

Figure 2. Sweetwater Springs Water District Main and Service Pipeline Breaks Moving Annual Average Since September 2008

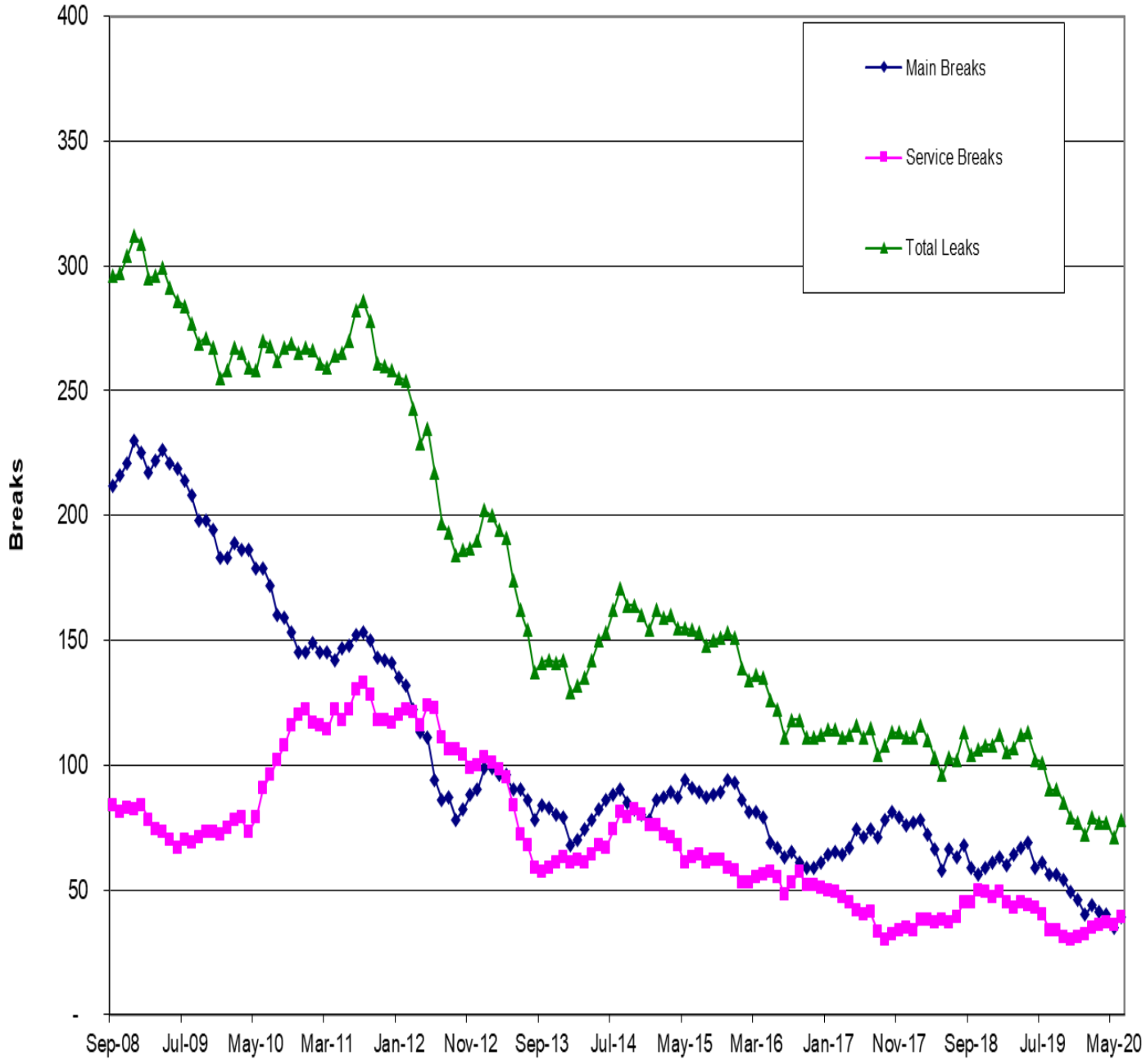

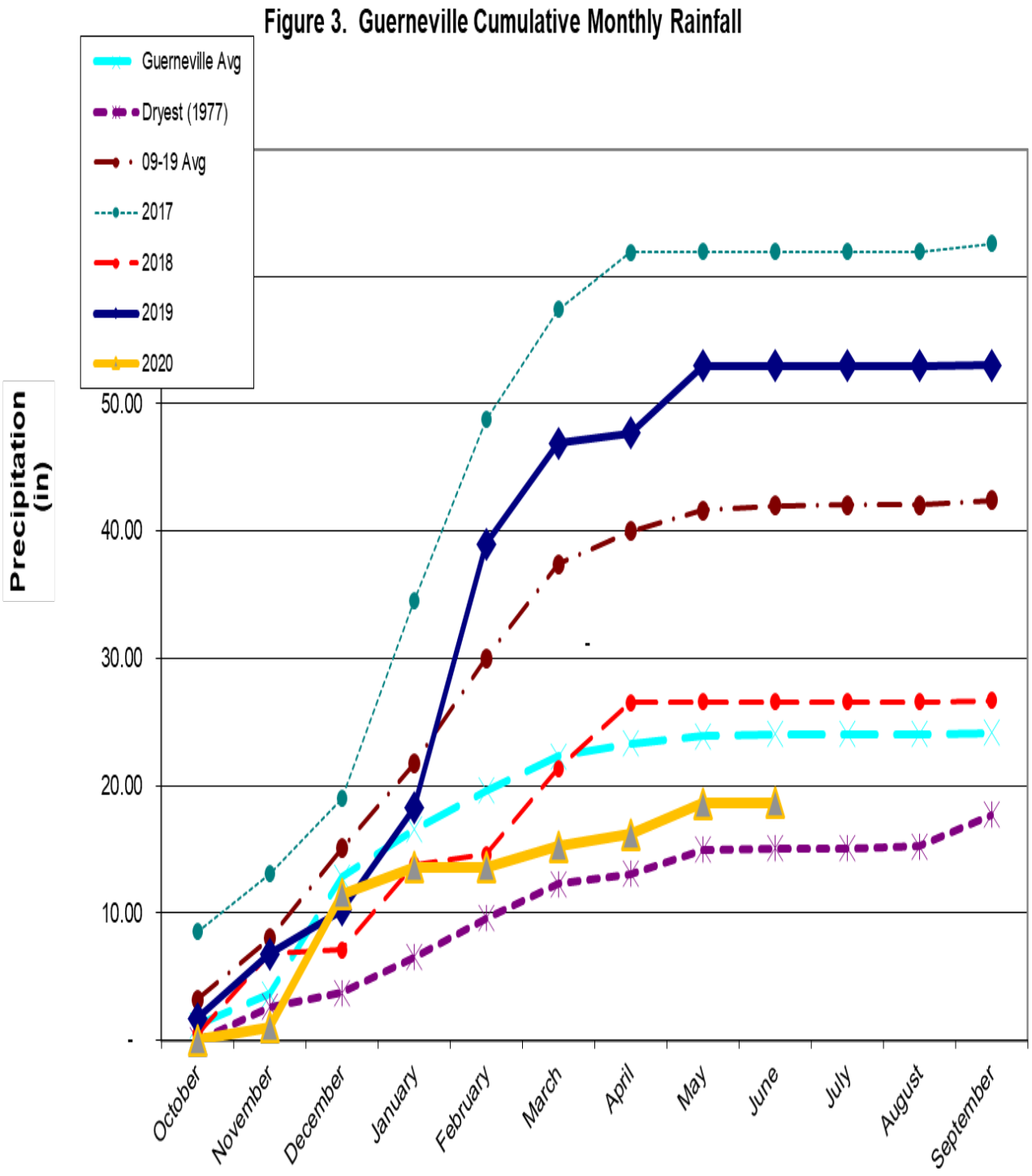
Figure 3. Guerneville Cumulative Monthly Rainfall
Guerneville Avg
Dryest (1977)
09-19 Avg
2017
2018
2019
2020
Precipitation (in)
50.00
40.00
30.00
20.00
10.00
-
October
November
December
January
February
March
April
May
June
July
August
September

Figure 4. Sweetwater Springs WD Calendar Gantt		Aug-19	Sep-19	Oct-19	Nov-19	Dec-19	Jan-20	Feb-20	Mar-20	Apr-20	May-20	Jun-20	Jul-20	FY21+
Ongoing Activity														
Board Action														
Other Milestone														
Current Month														
By Activity														
Action Item/Milestone	**Projected Completion /**													
	Milestone Date													
Budget Preparation														
• Capital Improvement Program Board Discussion														
• Staff Budget Preparation Begins														
• Ad Hoc Budget Committee Reviews Draft Budget														
• Draft Budget to Board for Discussion/Action														
• Approve Budget														
Capital Projects														
• Update/Review District CIP														
• 2021 CIP Planning														
• 2021 CIP Design														
• 2019 CIP Construction Ends														
Labor Negotiations														
Strategic Planning	Nov-19													
Cost of Service Study	Mar-20													
Urban Water Management Plan	Oct-20													
Water Rights	SCWA													
Emergency Response Plan Review														
Building Lease														
• Lease Renewal	Aug-20													
Policies and Procedures														
• Other Policy														
• Overall Review														
District Annual Review														

Tracking the Economic Impact of Suspending Water Disconnects for Non-payment

Billing Date	# of Customers whose prior bill was still unpaid when next bill mailed	$ Value of Past Due Amounts** (including unpaid customer deposits)
2/15/2020	0	$0
3/15/2020	10	$1,565
4/15/2020	24	$4,096
5/15/2020	5	$594.02
6/15/2020	9	2,947.56

***** Customers who sign a COVID-19 Agreement with the District are not included in this amount.***